



2020 CLAUDE MOORE SCHOLARS PROGRAM EVALUATION



Claude Moore®
SCHOLARS

A HEALTHCARE EDUCATION PROGRAM

December 8, 2020



PURPOSE

To provide an evaluation of the Claude Moore Scholars program and regional health workforce supply and demand by workforce development area and program.

OUTLINE

Virginia Overview

- Unemployment
- Health Professional Shortage Areas
- Who are CTE Students? (demographics)
- National & Virginia Workforce Projects for Health Sciences Occupations
- CM Scholars' Enrollment in Health Sciences

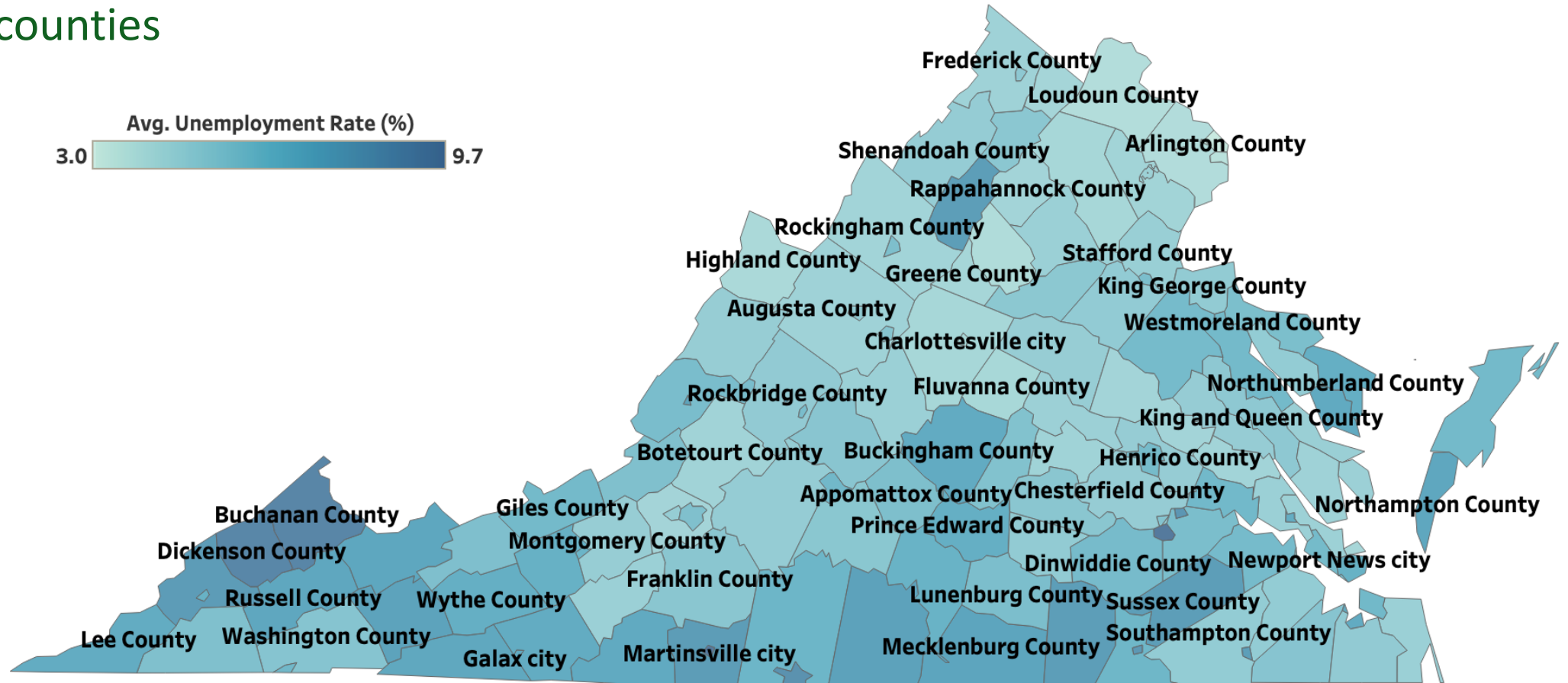
Regional Information

- Unemployment, Health Professional Shortage Areas
- Occupations projected to increase by >25%
- Program Reports

Key Take-aways

UNEMPLOYMENT

Annual unemployment much higher than state average (2.8%) in south central and south western counties



Source: Virginia Employment Commission, 2019

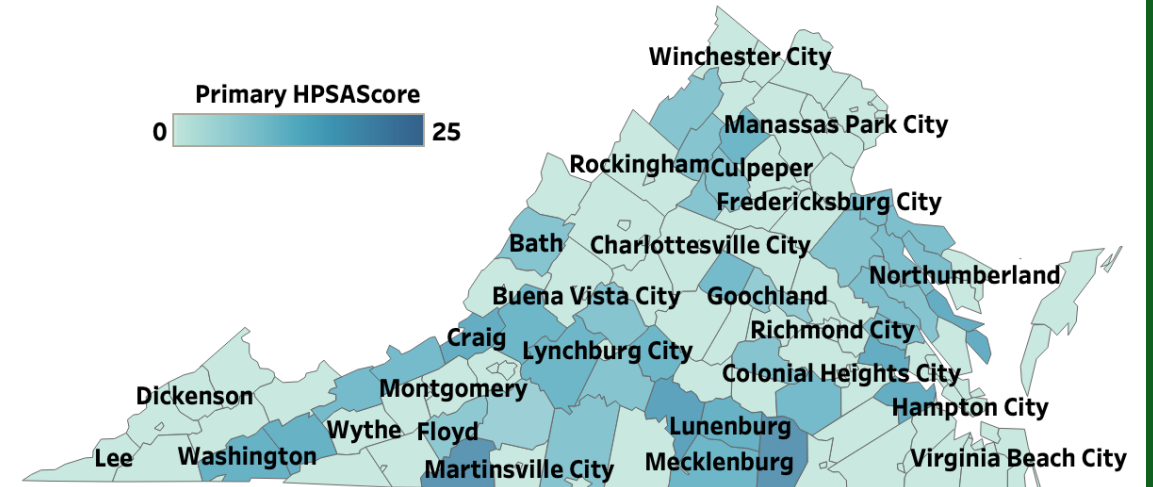
VIRGINIA HEALTH PROFESSIONAL SHORTAGE AREAS

Geographic Health Professional Shortage Areas

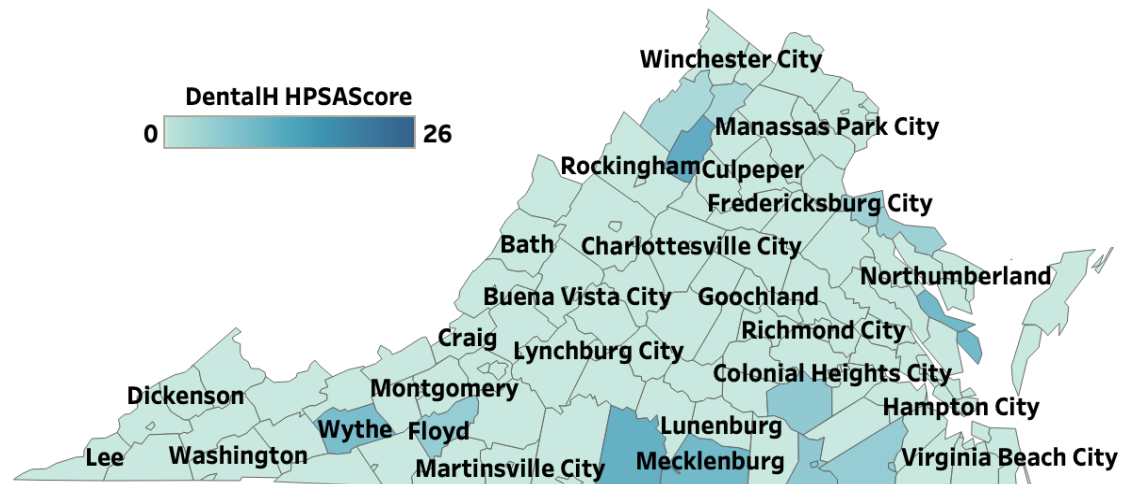
A shortage of providers for the entire population within a defined geographic area.

Other shortages designations for **population groups**, and **facilities** – **NOT DEPICTED**

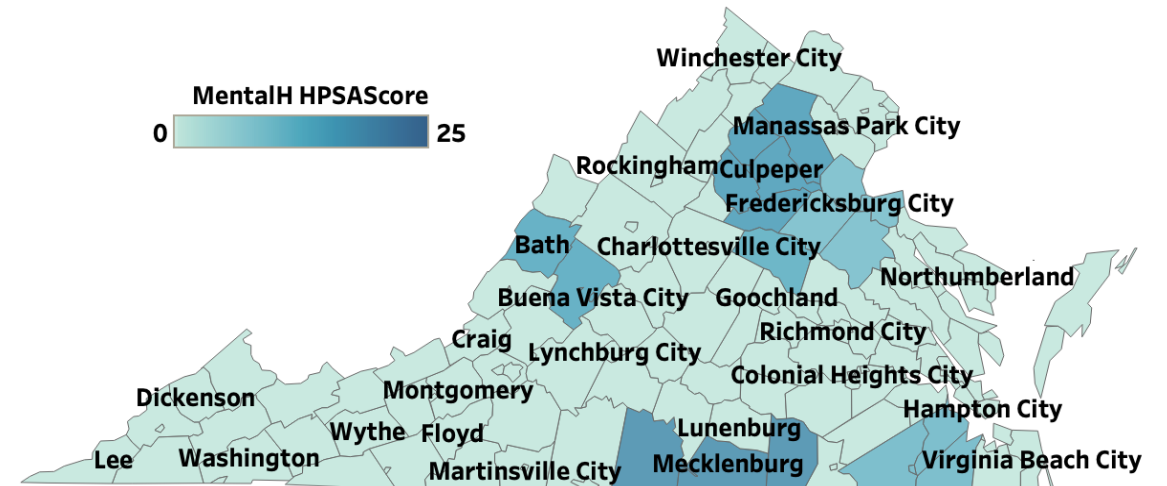
Primary Care



Dental Health Care

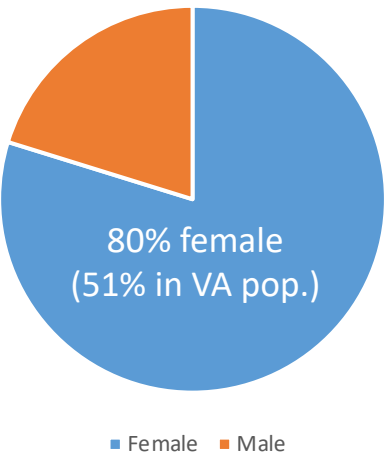


Mental Health Care



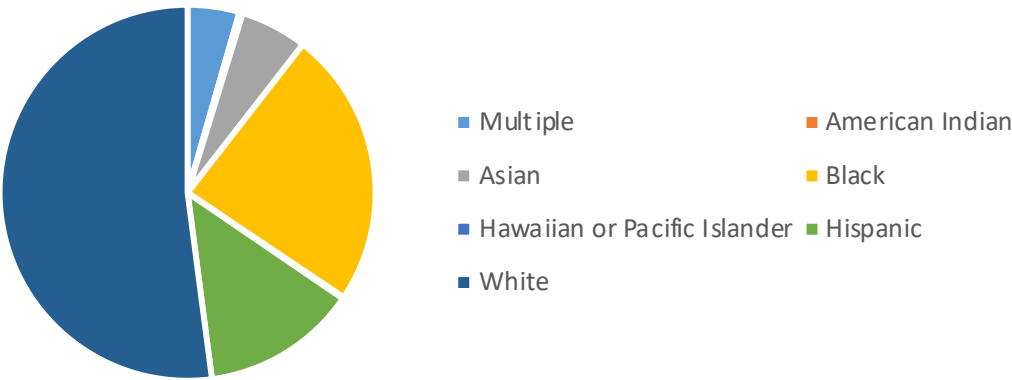
WHO ARE CTE HEALTH SCIENCE STUDENTS?

Sex



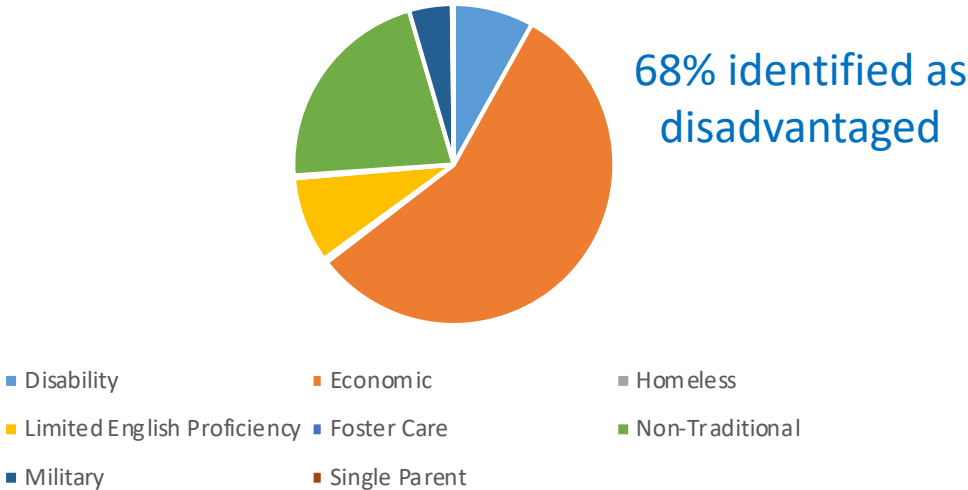
- Approx. 10k unique students in health sciences in SY 2018-2019
- 3,200 students completed programs
- 650 entered health labor market
- 1,500 enrolled in post-secondary education in health-related field

Race/Ethnicity



48% persons of color
(15% higher representation than VA pop.)

Disadvantaged Students



NATIONAL HEALTH WORKFORCE OUTLOOK

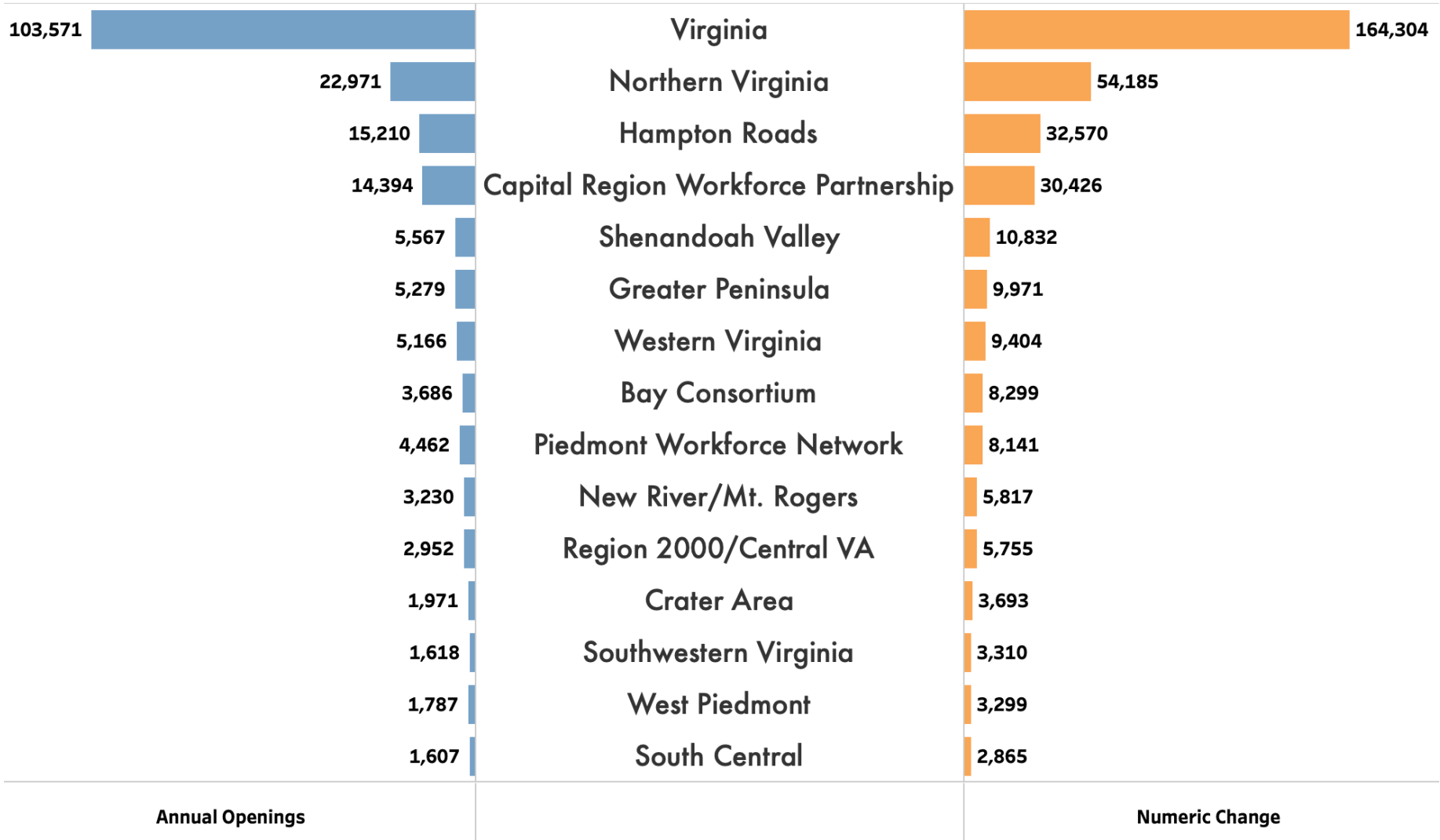
- Nationally, employment in health occupations continues to grow much faster than average for all occupations, 15% compared to 6%
- Projected growth attributed to aging population & increased demand for health services (e.g., greater insurance coverage, multiple chronic conditions)
- Eight of top 20 fastest growing occupations in health

Occupation	National	Virginia
Nurse Practitioner	52%	30.7%
Occupational Therapy Assistants	35%	33.55%
Home Health & Personal Care Aides	34%	36.87%
Physical Therapy Assistants	33%	27.74%
Medical & Health Services Managers	32%	18.29%
Physician Assistants	31%	33.62%
Speech/Language Pathologists	25%	26.10%
Substance Abuse, Behavioral Disorder, and Mental Health Counselors	25%	12.18%



Entry-level occupations make up much of this list and are essential to maintain system capacity and provide a source of new health and social service professionals.

VIRGINIA PROJECTIONS FOR HEALTH SCIENCE OCCUPATIONS

Annual Openings vs Numeric Change (2018-2028)

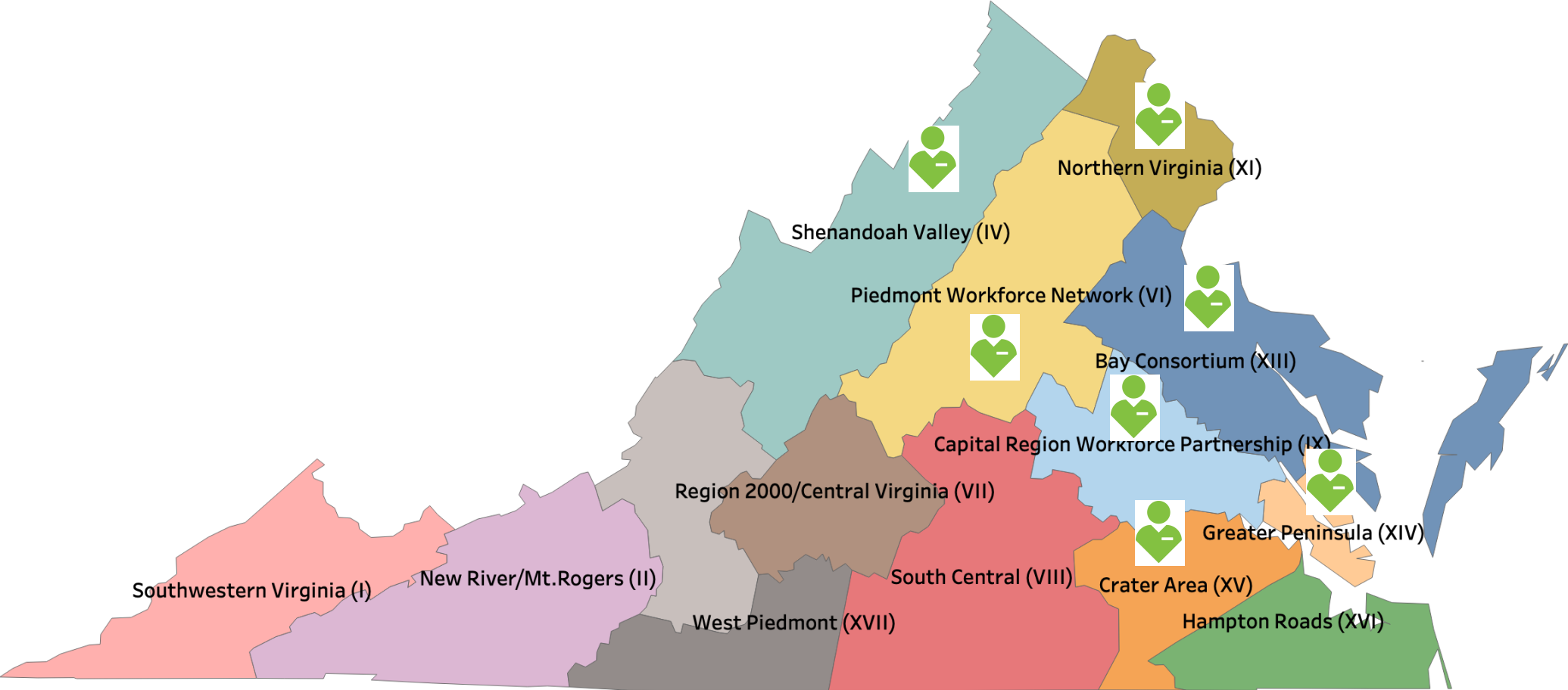


CM SCHOLARS ENROLLMENT IN HEALTH SCIENCE PROGRAMS

Program	2017	2018	2019	2020
Surgical Technologist	20	11	19	
Nurse Aide	216	212	232	32
Medical Assistant	297	333	375	
Emergency Medical Technician	153	190	132	12
Physical/Occupational Therapy	93	84	123	
Health Informatics	-	-	<	26
Patient Care Technician	-	-	<	
Pharmacy Technician	200	187	205	53
Practical Nursing	123	130	131	
Medical Coding and Billing	-	-	<	
Medical Laboratory Technology	24	42	61	44
Radiologic Technology	15	21	38	40
Total	1,141	 1,210	 1,316	*207

- Course not offered
- < Less than 10 students
- Blank Information not reported

CLAUDE MOORE SCHOLARS FOOTPRINT



CAPITAL REGION WORKFORCE PARTNERSHIP

Unemployment

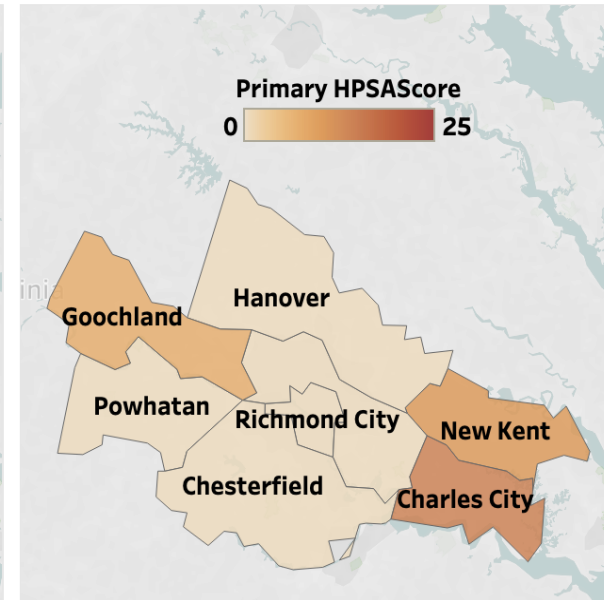
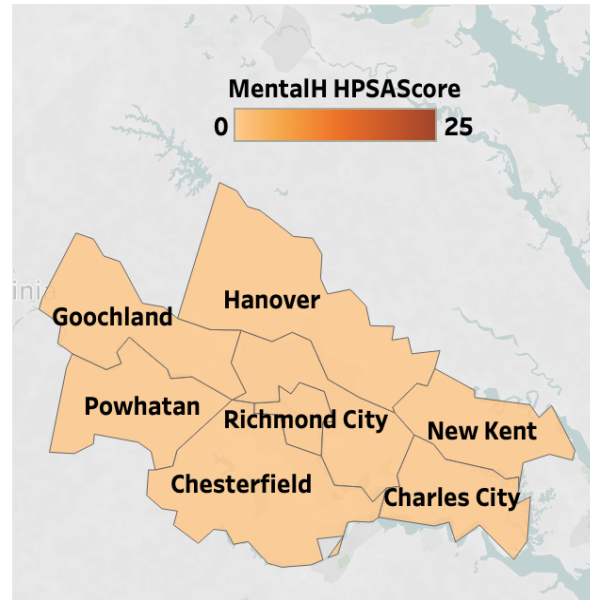
2.4% – 3.4% unemployment rate (VA 2.8%)

Health Professional Shortage Areas (Geographic)

Primary Care – Charles City, New Kent, Goochland

Mental Health – All

Dental Health – All



CAPITAL REGION WORKFORCE PARTNERSHIP

OCCUPATIONS PROJECTED TO GROW $\geq 25\%$

Occupation	Percent Change	Annual Change	Annual Openings	Education Required
Home Health Aides	52.8	61	224	Less than high school
Physician Assistants	43.2	17	42	Master's degree
Mental Health Counselors	41.2	87	347	Master's degree
Veterinary Technologists and Technicians	40.3	12	40	Associate's degree
Nurse Practitioners	39.9	37	90	Not applicable
Veterinarians	37	16	34	Doctoral or professional degree
Rehabilitation Counselors	36.3	26	114	Master's degree
Community Health Workers	35.7	4	18	Not applicable
Phlebotomists	34.4	15	67	Not applicable
Medical Assistants	34.1	64	294	High school diploma or equivalent
Physical Therapist Aides	30.3	5	29	High school diploma or equivalent
Physical Therapist Assistants	30	11	62	Associate's degree
Healthcare Social Workers	29.3	15	75	Master's degree
Nursing Instructors and Teachers, Postsecondary	28.8	7	28	Not applicable
Healthcare Support Occupations	27.9	350	1,942	Not applicable
Health Technologists and Technicians, All Other	26.8	8	30	Not applicable
Medical Secretaries	26.7	24	130	High school diploma or equivalent
Other Healthcare Support Occupations	26.5	120	685	Not applicable
Physical Therapists	26.4	26	72	Doctoral or professional degree
Anesthesiologists	26.3	2	5	Not applicable
Dental Laboratory Technicians	25.9	3	18	High school diploma or equivalent
Nursing Assistants	25	146	877	Not applicable

BON SECOURS/CHESTERFIELD

PROGRAM REPORT

New programs for SY 2020-2021 in nursing, pharmacy, medical administration

Occupation	Percent Change	Annual Change	Annual Openings	Education Required
Medical Secretaries	* 26.7	24	130	High school diploma or equivalent
Medical and Health Services Managers	* 23.6	35	160	Bachelor's degree
Licensed Practical and Licensed Vocational Nurses	* 20.2	69	333	Postsecondary non-degree award
Medical Records and Health Information Technicians	* 14.6	14	76	Postsecondary non-degree award
Pharmacy Technicians	* 13.6	24	167	High school diploma or equivalent

*Occupations are growing much faster than average

CRATER AREA LWDA

Unemployment

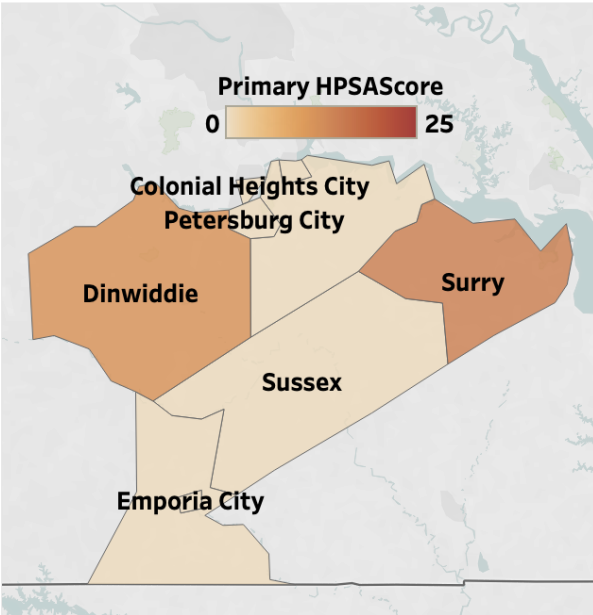
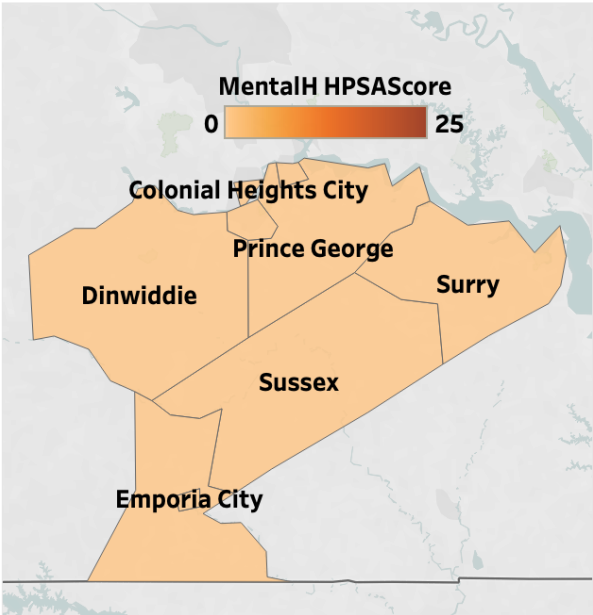
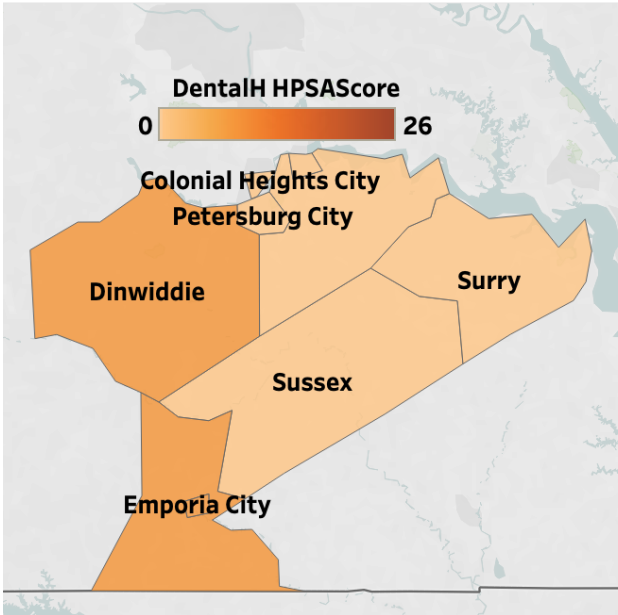
3.2% – 5.6% unemployment rate (VA 2.8%)

Health Professional Shortage Areas (Geographic)

Primary Care – Dinwiddie, Surry

Mental Health – NA

Dental Health – Dinwiddie, Emporia City



CRATER AREA LWDA

OCCUPATIONS PROJECTED TO GROW $\geq 25\%$

Occupation	Percent Change	Annual Change	Annual Openings	Education Required
Home Health Aides	49.3	15	57	Less than high school
Nurse Practitioners	38	3	8	Not applicable
Medical Assistants	34.8	9	43	High school diploma or equivalent
Occupational Therapy and Physical Therapist Assistants and A	31.6	2	12	Not applicable
Mental Health Counselors	26.7	5	27	Master's degree
Healthcare Support Occupations	26.4	55	314	Not applicable
Nursing, Psychiatric, and Home Health Aides	26.3	34	195	Not applicable
Other Healthcare Support Occupations	26.2	19	107	Not applicable

Healthcare Support Occupations. This major group comprises the following occupations: Home Health and Personal Care Aides ; Nursing Assistants ; Orderlies ; Psychiatric Aides ; Occupational Therapy Assistants ; Occupational Therapy Aides ; Physical Therapist Assistants ; Physical Therapist Aides ; Massage Therapists ; Dental Assistants ; Medical Assistants ; Medical Equipment Preparers ; Medical Transcriptionists ; Pharmacy Aides ; Veterinary Assistants and Laboratory Animal Caretakers ; Phlebotomists ; Healthcare Support Workers, All Other

PETERSBURG CITY PUBLIC SCHOOLS

PROGRAM REPORT

New program for SY 2020-2021 in EMT

Occupation	Percent Change	Annual Change	Annual Openings	Education Required
Emergency Medical Technicians and Paramedics	* 16.1	2	8	Postsecondary non-degree award

Previously considered lab technicians

Occupation	Percent Change	Annual Change	Annual Openings	Education Required
Medical and Clinical Laboratory Technicians	* 12.4	1	9	Associate's degree

*Occupations are growing much faster than average

NEW COLLEGE INSTITUTE & PARTNERS

PROGRAM REPORT

Future potential grantee - programs under consideration include:

- Medical assistant
- Medical billing and coding

Occupation	Percent Change	Annual Change	Annual Openings	Education Required
Home Health Aides	* 49.3	15	57	Less than high school
Medical Assistants	* 34.8	9	43	High school diploma or equivalent
Medical Records and Health Information Technicians	* 19	2	10	Postsecondary non-degree award

*Occupations are growing much faster than average

GREATER PENINSULA LWDA

Unemployment

2.4% – 3.9% unemployment rate (VA 2.8%)

Health Professional Shortage Areas (Geographic)

Primary Care – NA

Mental Health – All

Dental Health – All



GREATER PENINSULA LWDA

OCCUPATIONS PROJECTED TO GROW $\geq 25\%$

Occupation	Percent Change	Annual Change	Annual Openings	Education Required
Physician Assistants	44.8	7	18	Master's degree
Mental Health Counselors	42.5	32	124	Master's degree
Healthcare Social Workers	40.3	11	43	Master's degree
Mental Health and Substance Abuse Social Workers	37.9	18	73	Bachelor's degree
Physical Therapist Assistants	37.6	7	33	Associate's degree
Occupational Therapy and Physical Therapist Assistants and A	36.8	15	71	Not applicable
Medical Assistants	36.5	36	158	High school diploma or equivalent
Physical Therapist Aides	34.9	4	22	High school diploma or equivalent
Nurse Practitioners	33.2	7	19	Not applicable
Veterinary Technologists and Technicians	28.6	4	16	Associate's degree
Veterinary Assistants and Laboratory Animal Caretakers	27.3	8	56	High school diploma or equivalent
Veterinarians	27	5	13	Doctoral or professional degree
Nursing Instructors and Teachers, Postsecondary	25.5	2	10	Not applicable
Emergency Medical Technicians and Paramedics	25.5	8	28	Postsecondary non-degree award
Physical Therapists	25.3	7	19	Doctoral or professional degree

WILLIAMSBURG-JAMES CITY COUNTY PUBLIC SCHOOLS

PROGRAM REPORT FOR SY 2019-2020

New programs for 2020-2021 in certified nursing assistant, medical administration, and emergency medical technician

Occupation	Percent Change	Annual Change	Annual Openings	Education Required
Emergency Medical Technicians and Paramedics	* 25.5	8	28	Postsecondary non-degree award
Other Healthcare Support Occupations	* 24.6	60	370	Not applicable
Healthcare Support Occupations	* 23.8	131	827	Not applicable
Medical and Health Services Managers	* 22.8	15	69	Bachelor's degree
Nursing Assistants	* 16.8	38	313	Not applicable
Medical Records and Health Information Technicians	* 11.5	3	21	Postsecondary non-degree award
Licensed Practical and Licensed Vocational Nurses	* 11.3	17	130	Postsecondary non-degree award
Healthcare Support Workers, All Other	6.1	1	15	Not applicable

*Occupations are growing much faster than average

In collaboration w/ Thomas Nelson Community College

NORTHERN VA/ALEXANDRIA/ARLINGTON LWDA

Unemployment

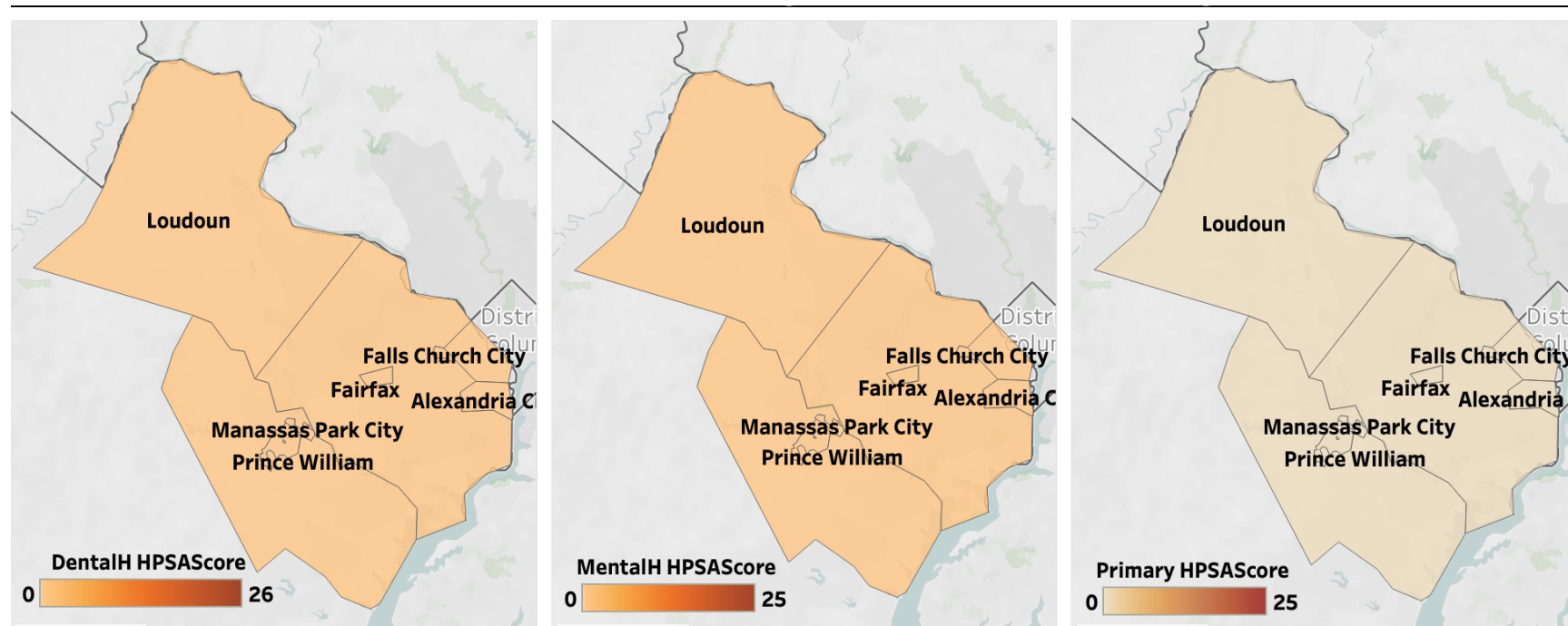
1.9% – 2.5% unemployment rate (VA 2.8%)

Health Professional Shortage Areas (Geographic)

Primary Care – NA

Mental Health – All

Dental Health – All



NORTHERN VA/ALEXANDRIA/ARLINGTON LWDA

OCCUPATIONS PROJECTED TO GROW $\geq 25\%$

Occupation	Percent Change	Annual Change	Annual Openings	Education Required
Home Health Aides	53.8	154	559	Less than high school
Nurse Practitioners	51.6	71	153	Not applicable
Physician Assistants	47.2	27	64	Master's degree
Physical Therapist Assistants	41	20	89	Associate's degree
Occupational Therapy and Physical Therapist Assistants and A	39.1	37	170	Not applicable
Physical Therapist Aides	36.4	10	50	High school diploma or equivalent
Physical Therapists	34.6	63	149	Doctoral or professional degree
Medical Assistants	34.3	139	638	High school diploma or equivalent
Nursing, Psychiatric, and Home Health Aides	33.5	343	1,673	Not applicable
Dental Laboratory Technicians	32.2	10	48	High school diploma or equivalent
Healthcare Support Occupations	31.1	709	3,634	Not applicable
Occupational Therapists	29.9	28	79	Master's degree
Nursing Instructors and Teachers, Postsecondary	29.8	6	25	Not applicable
Veterinary Technologists and Technicians	29.8	8	32	Associate's degree
Veterinary Assistants and Laboratory Animal Caretakers	29.8	27	183	High school diploma or equivalent
Phlebotomists	29.6	18	88	Not applicable
Veterinarians	28.7	19	45	Doctoral or professional degree

NORTHERN VA/ALEXANDRIA/ARLINGTON LWDA

OCCUPATIONS PROJECTED TO GROW $\geq 25\%$

Occupation	Percent Change	Annual Change	Annual Openings	Education Required
Healthcare Social Workers	28.4	15	74	Master's degree
Athletic Trainers	28.4	3	10	Bachelor's degree
Other Healthcare Support Occupations	28.3	329	1,791	Not applicable
Dental Assistants	27.6	90	493	Postsecondary non-degree award
Dental Hygienists	27.3	42	144	Associate's degree
Medical and Health Services Managers	26.9	52	220	Bachelor's degree
Dentists, General	26.7	41	86	Doctoral or professional degree
Nursing Assistants	26.3	188	1,087	Not applicable
Rehabilitation Counselors	26.2	30	164	Master's degree
Medical Secretaries	26	39	221	High school diploma or equivalent
Ophthalmic Laboratory Technicians	26	4	25	High school diploma or equivalent
Diagnostic Medical Sonographers	25.5	12	40	Associate's degree
Licensed Practical and Licensed Vocational Nurses	25.5	102	416	Postsecondary non-degree award

FAIRFAX COUNTY

PROGRAM REPORT FOR SY 2019-2020

Course	Enrollment	Completers	Passed Licensing Exam	Employed in Related Field	Transitioned to Higher Education
Health Informatics	0				
Patient Care Technology	10				
Medical Coding & Billing	0				

Note: Full report not received as of December 7, 2020.

Occupation	Percent Change	Annual Change	Annual Openings	Education Required
Medical Assistants	* 34.3	139	638	High school diploma or equivalent
Radiologic Technologists	* 19.4	20	78	Not applicable
Medical Records and Health Information Technicians	* 15.6	16	84	Postsecondary non-degree award

*Occupations are growing much faster than average

LOUDOUN COUNTY

PROGRAM REPORT FOR SY 2019-2020

Program	Enrollment	Completers	Passed Licensing Exam	Employed in Related Field	Transitioned to Higher Education
Health Informatics	17				
Radiology Technician	40				
Pharmacy Technician	41				
Medical Laboratory Technician	44				

Note: Completers, passed licensing exam, employed in a related field and transitioned to higher education numbers were not provided.

Occupation	Percent Change	Annual Change	Annual Openings	Education Required
Radiologic Technologists	* 19.4	20	78	Not applicable
Pharmacy Technicians	* 17.6	29	166	High school diploma or equivalent
Medical Records and Health Information Technicians	* 15.6	16	84	Postsecondary non-degree award
Medical and Clinical Laboratory Technicians	* 18.6	24	108	Associate's degree

*Occupations are growing much faster than average

PRINCE WILLIAM COUNTY

PROGRAM REPORT

New courses and programs for 2020-2021 in biomedical sciences, licensed practical nursing, medical billing/coding

Occupation	Percent Change	Annual Change	Annual Openings	Education Required
Medical Records and Health Information Technicians	* 15.6	16	84	Postsecondary non-degree award
Licensed Practical and Licensed Vocational Nurses	* 25.5	102	416	Postsecondary non-degree award

*Occupations are growing much faster than average

PIEDMONT LWDA

Unemployment

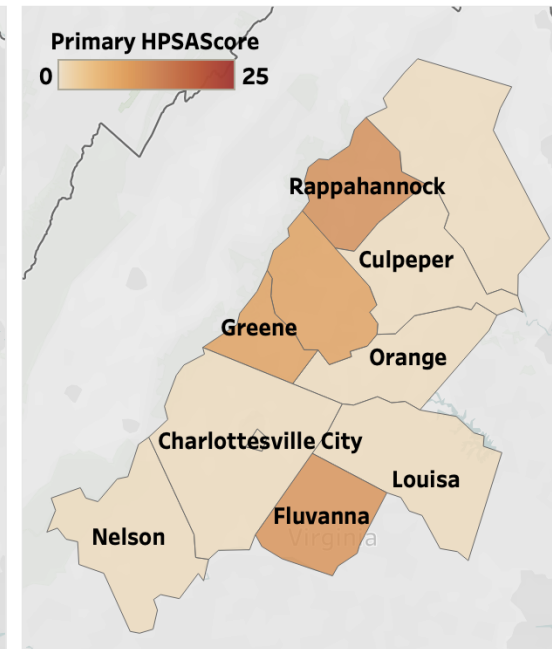
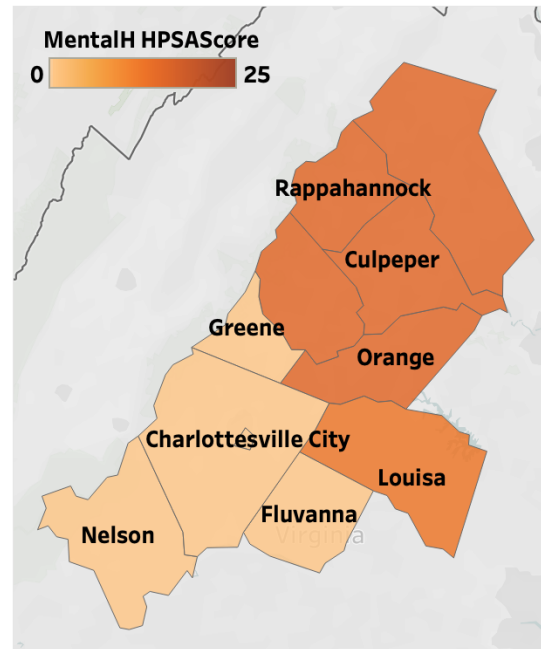
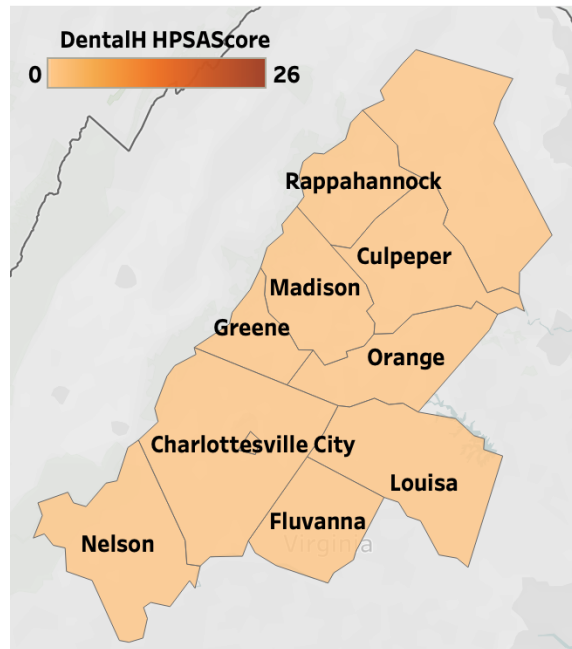
2.2% – 3.0% unemployment rate (VA 2.8%)

Health Professional Shortage Areas (Geographic)

Primary Care – Fluvanna, Greene, Rappahannock

Mental Health – All

Dental Health – All



PIEDMONT LWDA

OCCUPATIONS PROJECTED TO GROW $\geq 25\%$

Occupation	Percent Change	Annual Change	Annual Openings	Education Required
Physician Assistants	44.4	6	15	Master's degree
Mental Health Counselors	36	13	57	Master's degree
Nurse Practitioners	34.5	10	27	Not applicable
Veterinary Technologists and Technicians	33.3	4	14	Associate's degree
Occupational Therapy and Physical Therapist Assistants and A	32.6	4	23	Not applicable
Home Health Aides	31.4	9	46	Less than high school
Medical Assistants	30.8	14	69	High school diploma or equivalent
Physical Therapists	29.8	9	23	Doctoral or professional degree
Veterinary Assistants and Laboratory Animal Caretakers	28.9	6	40	High school diploma or equivalent
Healthcare Practitioners and Technical Workers, All Other	28.1	2	7	Not applicable
Dental Assistants	26.6	8	42	Postsecondary non-degree award
Occupational Therapists	25.4	4	11	Master's degree
Medical Secretaries	25.4	18	102	High school diploma or equivalent

PIEDMONT LWDA SECONDARY SCHOOLS

PROGRAM REPORTS FOR SY 2019-2020

Rappahannock and Fauquier county public schools are reported by LFCC
These schools offer programs for nursing assistants and pharmacy technicians.
Fauquier began a new program for 2020-2021 in pharmacy tech

Occupation	Percent Change	Annual Change	Annual Openings	Education Required
Pharmacy Technicians	* 11.1	4	36	High school diploma or equivalent
Nursing, Psychiatric, and Home Health Aides	* 17.9	47	368	Not applicable
Nursing Assistants	* 16.9	38	309	Not applicable

*Occupations are growing much faster than average

In partnership with Lord Fairfax Community College (LFCC)

SHENANDOAH LWDA

Unemployment

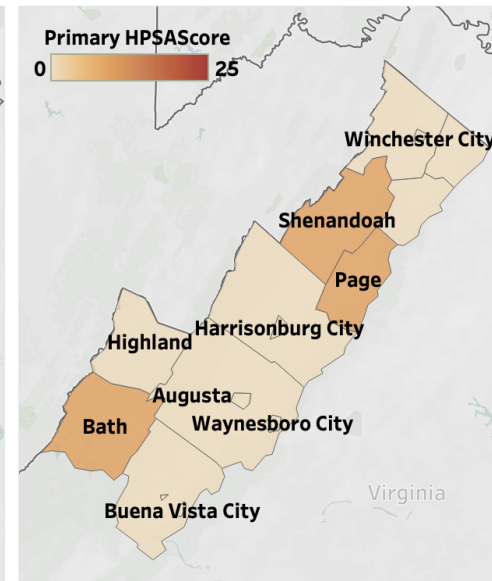
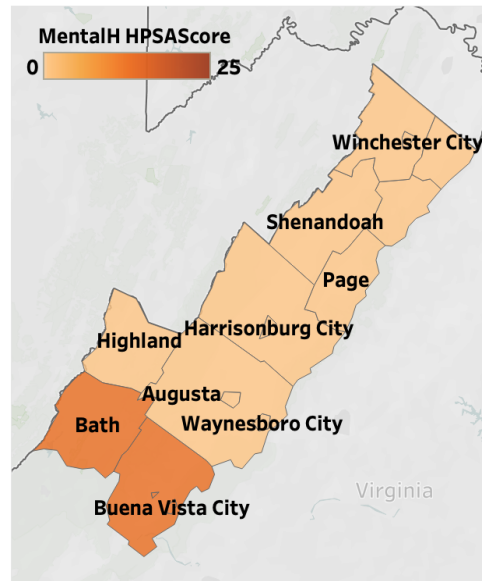
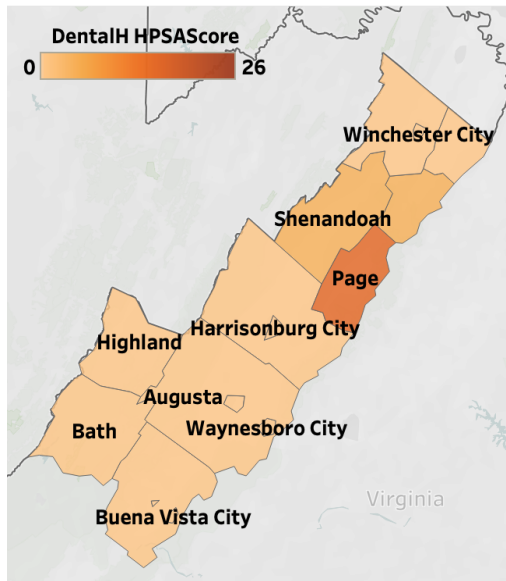
2.4% – 4.7% unemployment rate (VA 2.8%)

Health Professional Shortage Areas (Geographic)

Primary Care – Shenandoah, Page, Bath

Mental Health – All

Dental Health – All



SHENANDOAH LWDA

OCCUPATIONS PROJECTED TO GROW $\geq 25\%$

Occupation	Percent Change	Annual Change	Annual Openings	Education Required
Mental Health Counselors	50.4	24	86	Master's degree
Home Health Aides	48.4	40	154	Less than high school
Physician Assistants	47.4	6	15	Master's degree
Nurse Practitioners	41.5	10	24	Not applicable
Athletic Trainers	36.3	4	10	Bachelor's degree
Medical Assistants	35.3	20	92	High school diploma or equivalent
Physical Therapist Assistants	33.9	8	38	Associate's degree
Physical Therapists	32.7	16	39	Doctoral or professional degree
Veterinary Technologists and Technicians	31.4	6	23	Associate's degree
Occupational Therapy and Physical Therapist Assistants and A	31.4	12	64	Not applicable
Clinical, Counseling, and School Psychologists	30	8	27	Doctoral or professional degree
Veterinary Assistants and Laboratory Animal Caretakers	29.9	6	40	High school diploma or equivalent
Nursing Instructors and Teachers, Postsecondary	29.7	3	13	Not applicable
Veterinarians	28.2	7	16	Doctoral or professional degree
Physical Therapist Aides	25.8	2	13	High school diploma or equivalent
Nursing, Psychiatric, and Home Health Aides	25.5	101	599	Not applicable
Mental Health and Substance Abuse Social Workers	25.4	4	24	Bachelor's degree

Includes Winchester, Frederick, Page, Shenandoah, Clarke, and Warren County Public Schools

WINCHESTER CITY PUBLIC SCHOOLS

PROGRAM REPORT FOR SY 2019-2020

Course	Enrollment	Completers	Passed Licensing Exam	Employed in Related Field	Transitioned to Higher Education
Nurse Aide	10	10	2	2	0
Emergency Medical Technician	5	5	3	2	0

Occupation	Percent Change	Annual Change	Annual Openings	Education Required
Nursing Assistants	* 20.2	61	431	Not applicable
Emergency Medical Technicians and Paramedics	* 18.8	6	26	Postsecondary non-degree award

*Occupations are growing much faster than average

LORD FAIRFAX COMMUNITY COLLEGE

PROGRAM REPORT FOR SY 2019-2020

Program	Enrollment	Completers	Passed Licensing Exam	Employed in Related Field	Transitioned to Higher Education
Nurse Aide	22	10	9	6	4
Health Informatics	9				
Emergency Medical Technician	7	7	7		
Pharmacy Technician	12	12	1		

Includes: Rappahannock, Frederick, Page, Shenandoah, Clarke, and Warren county public schools

Occupation	Percent Change	Annual Change	Annual Openings	Education Required
Emergency Medical Technicians and Paramedics	5.1	1	15	Postsecondary non-degree award
Pharmacy Technicians	* 11.1	4	36	High school diploma or equivalent
Medical Records and Health Information Technicians	* 15.2	6	30	Postsecondary non-degree award
Nursing, Psychiatric, and Home Health Aides	* 17.9	47	368	Not applicable

*Occupations are growing much faster than average

SOUTH CENTRAL LWDA

Unemployment

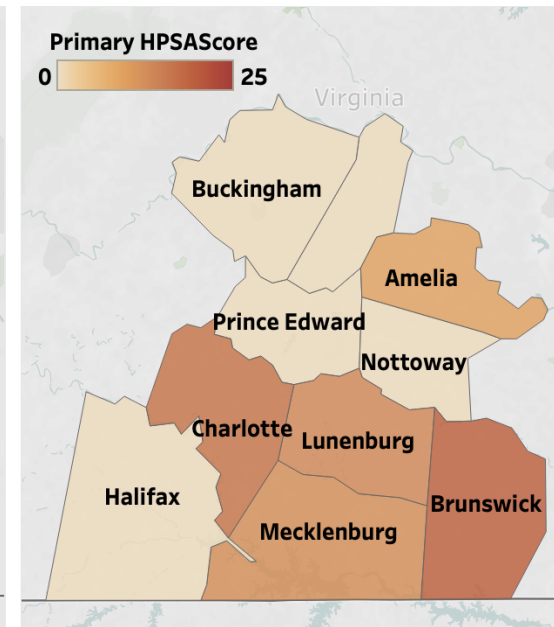
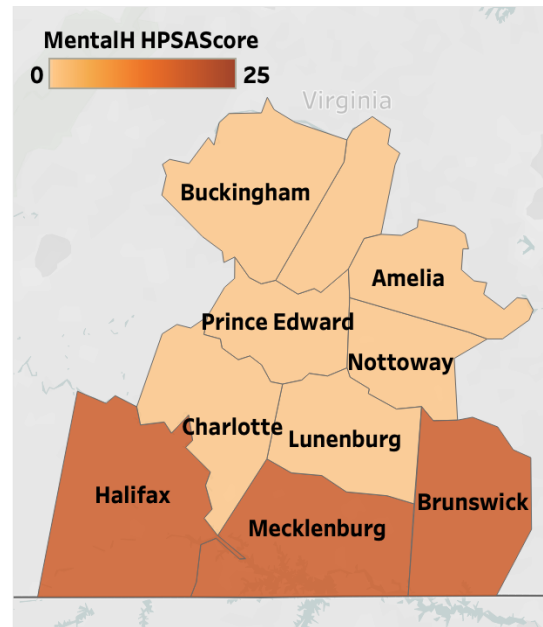
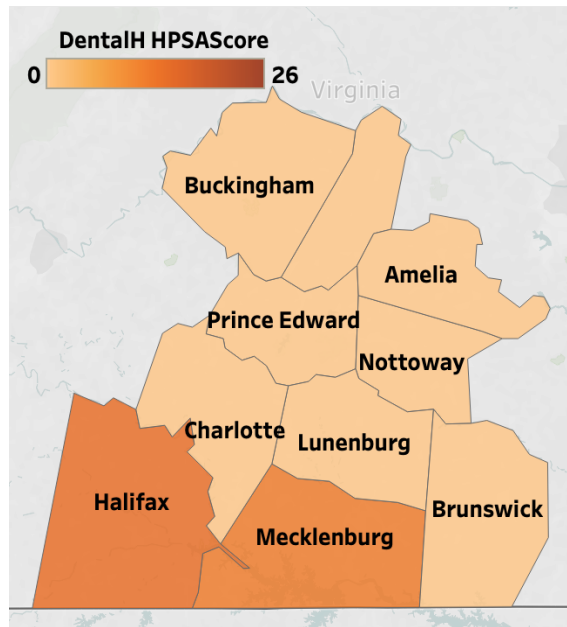
2.8 - 4.7% unemployment rate (VA 2.8%)

Health Professional Shortage Areas (Geographic)

Primary Care – Amelia, Brunswick, Charlotte, Lunenburg, Mecklenburg

Mental Health – Brunswick, Halifax, Mecklenburg

Dental Health – Halifax, Mecklenburg



SOUTH CENTRAL LWDA

OCCUPATIONS PROJECTED TO GROW $\geq 25\%$

Occupation	Percent Change	Annual Change	Annual Openings	Education Required
Home Health Aides	48.9	15	57	Less than high school
Nurse Practitioners	40.6	4	10	Not applicable
Clinical, Counseling, and School Psychologists	38.2	5	15	Doctoral or professional degree
Mental Health Counselors	37.1	6	25	Master's degree
Medical Assistants	35.9	3	15	High school diploma or equivalent
Emergency Medical Technicians and Paramedics	30.9	9	29	Postsecondary non-degree award
Medical and Health Services Managers	27.3	4	17	Bachelor's degree
Medical Secretaries	26.7	4	20	High school diploma or equivalent
Dental Assistants	25.2	3	16	Postsecondary non-degree award

HALIFAX COUNTY PUBLIC SCHOOLS

PROGRAM REPORTS FOR SY 2019-2020

New programs for 2020-2021 in health informatics and EMT

Health informatics is new occupation designation by BLS

- Projections not yet available
- Demand expected to be grow based on level of electronic health record adoption by health systems & medical practices

Occupation	Percent Change	Annual Change	Annual Openings	Education Required
Emergency Medical Technicians and Paramedics	* 30.9	9	29	Postsecondary non-degree award

*Occupations are growing much faster than average

WESTERN VIRGINIA LWDA

Unemployment

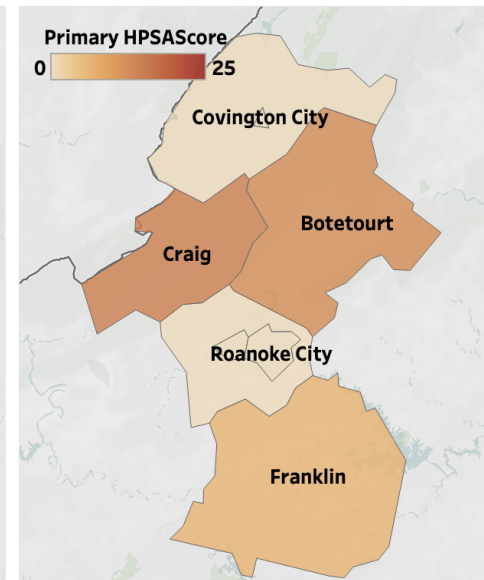
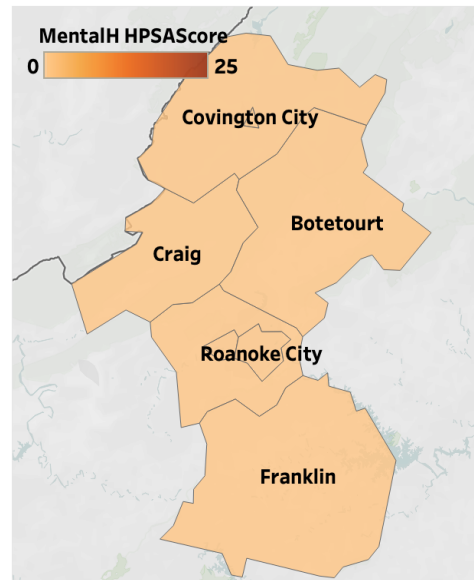
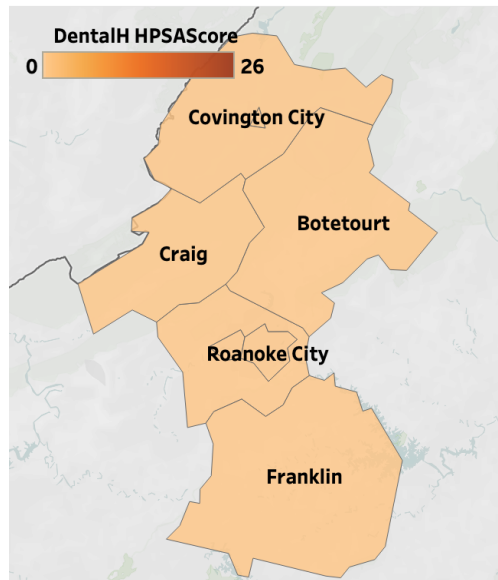
2.5% - 4.2% unemployment rate

Health Professional Shortage Areas (Geographic)

Primary Care – Franklin

Mental Health – NA

Dental Health – NA



WESTERN VIRGINIA LWDA

OCCUPATIONS PROJECTED TO GROW $\geq 25\%$

Occupation	Percent Change	Annual Change	Annual Openings	Education Required
Home Health Aides	54.1	31	112	Less than high school
Rehabilitation Counselors	42.8	9	36	Master's degree
Mental Health Counselors	37.9	16	66	Master's degree
Physician Assistants	37.1	7	19	Master's degree
Nurse Practitioners	36.6	6	16	Not applicable
Veterinary Technologists and Technicians	35.2	3	12	Associate's degree
Veterinarians	34.8	4	8	Doctoral or professional degree
Veterinary Assistants and Laboratory Animal Caretakers	33.8	5	31	High school diploma or equivalent
Medical Assistants	32.2	15	72	High school diploma or equivalent
Physical Therapist Assistants	28.9	6	35	Associate's degree
Other Healthcare Support Occupations	28.3	47	257	Not applicable
Medical Secretaries	27.4	6	31	High school diploma or equivalent
Occupational Therapy and Physical Therapist Assistants and A	26.1	10	63	Not applicable
Emergency Medical Technicians and Paramedics	25.7	9	33	Postsecondary non-degree award

VIRGINIA WESTERN COMMUNITY COLLEGE

PROGRAM REPORTS FOR SY 2019-2020

Future: Greater Roanoke and New River
Valley Consortium/Carilion

Course	Enrollment	Completers	Passed Licensing Exam	Employed in Related Field	Transitioned to Higher Education
Nurse Aide	10	10	2	2	0
Emergency Medical Technician	5	5	3	2	0

Report includes Roanoke City, Roanoke County, Botetourt County, Craig County, Franklin County, and Salem City County public schools

Occupation	Percent Change	Annual Change	Annual Openings	Education Required
Home Health Aides	* 54.1	31	112	Less than high school
Emergency Medical Technicians and Paramedics	* 25.7	9	33	Postsecondary non-degree award
Nursing Assistants	* 16.7	48	398	Not applicable
Licensed Practical and Licensed Vocational Nurses	* 13.7	17	110	Postsecondary non-degree award
Psychiatric Aides	^ 7.5	1	14	High school diploma or equivalent

*Occupations are growing much faster than average

^Occupation is growing faster than average

REGION 2000/CENTRAL VIRGINIA LWDA

Unemployment

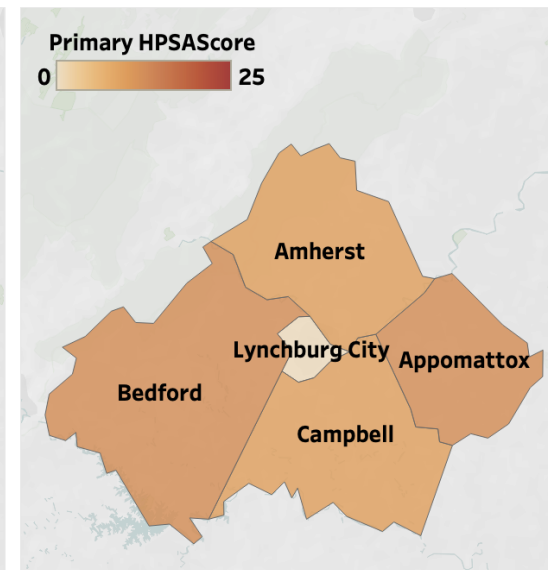
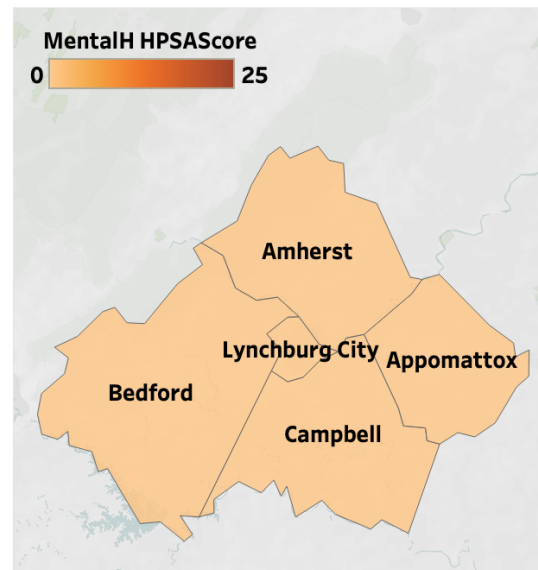
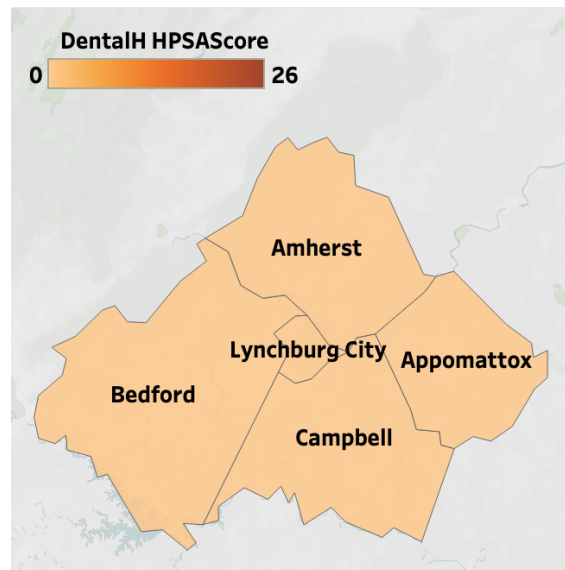
2.9 - 3.7% unemployment rate (VA 2.8%)

Health Professional Shortage Areas (Geographic)

Primary Care – Appomattox, Bedford

Mental Health – All

Dental Health – All



REGION 2000/CENTRAL VIRGINIA LWDA

OCCUPATIONS PROJECTED TO GROW $\geq 25\%$

Occupation	Percent Change	Annual Change	Annual Openings	Education Required
Home Health Aides	49.6	12	45	Less than high school
Physician Assistants	45.9	4	10	Master's degree
Mental Health Counselors	42.5	14	55	Master's degree
Nurse Practitioners	40.9	6	15	Not applicable
Physical Therapist Assistants	39.5	3	15	Associate's degree
Occupational Therapy and Physical Therapist Assistants and A	37.1	7	35	Not applicable
Mental Health and Substance Abuse Social Workers	35.3	9	40	Bachelor's degree
Medical Assistants	34.1	13	59	High school diploma or equivalent
Veterinary Assistants and Laboratory Animal Caretakers	33.8	5	34	High school diploma or equivalent
Veterinarians	32.3	3	7	Doctoral or professional degree
Physical Therapists	29.9	5	13	Doctoral or professional degree
Other Healthcare Support Occupations	29.3	34	187	Not applicable
Healthcare Support Occupations	27.7	94	529	Not applicable
Nursing, Psychiatric, and Home Health Aides	25.9	53	308	Not applicable
Phlebotomists	25.3	2	13	Not applicable

NEW COLLEGE INSTITUTE & PARTNERS

PROGRAM REPORT

New programs under consideration include:

- Medical assistant
- Medical billing and coding

Occupation	Percent Change	Annual Change	Annual Openings	Education Required
Home Health Aides	* 49.6	12	45	Less than high school
Medical Assistants	* 34.1	13	59	High school diploma or equivalent
Medical Records and Health Information Technicians	* 19.6	3	14	Postsecondary non-degree award

*Occupations are growing much faster than average

WEST PIEDMONT LWDA

Unemployment


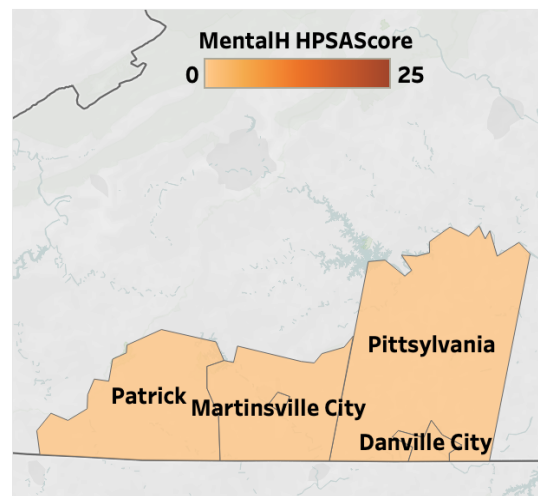
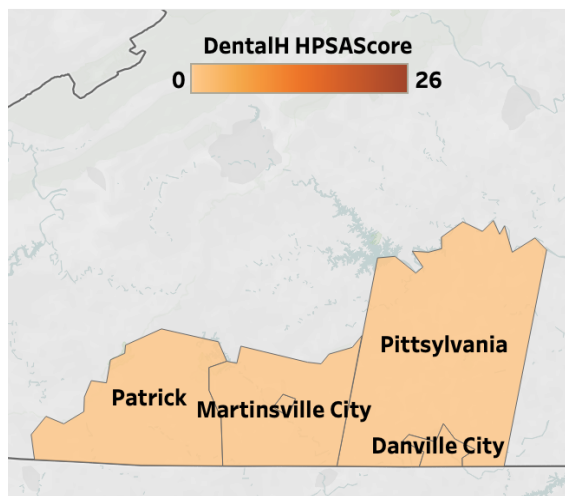
Unemployment rate 3.3 - 5%

Health Professional Shortage Areas (Geographic)

Primary Care – Patrick, Pittsylvania,

Mental Health – All

Dental Health – All



WEST PIEDMONT LWDA

OCCUPATIONS PROJECTED TO GROW $\geq 25\%$

Occupation	Percent Change	Annual Change	Annual Openings	Education Required
Home Health Aides	40.6	16	67	Less than high school
Medical Assistants	36.2	6	25	High school diploma or equivalent
Occupational Therapy and Physical Therapist Assistants and A	34.8	6	29	Not applicable
Emergency Medical Technicians and Paramedics	29.9	6	19	Postsecondary non-degree award
Medical and Health Services Managers	29.2	4	15	Bachelor's degree
Other Healthcare Support Occupations	25.3	11	64	Not applicable
Healthcare Support Occupations	25	61	365	Not applicable

NEW COLLEGE INSTITUTE & PARTNERS

PROGRAM REPORT

Future potential grantee - programs under consideration include:

- Medical assistant
- Medical billing and coding

Occupation	Percent Change	Annual Change	Annual Openings	Education Required
Home Health Aides	* 40.6	16	67	Less than high school
Medical Assistants	* 36.2	6	25	High school diploma or equivalent

*Occupations are growing much faster than average

KEY TAKE-AWAYS

- Current data sources provide useful information on high demand & turnover occupations, community/employer needs
- Data limitations/challenges
 - Privacy-protected school level data difficult to interpret community impact & understand student success
 - Labor data delayed, not sufficiently responsive to emerging employee needed by employers
- Different sources of information needed to better understand emerging and greatest needs of employers, communities, and special populations (e.g., behavioral health, addiction treatment, aging services)

For questions regarding this presentation, please contact:

Dr. P.J. Maddox, Principal Investigator
Professor and Chair, Department of Health Administration & Policy
George Mason University
pmaddox@gmu.edu

Tammie M. Jones, PhD (c), MHA
Research Manager, Department of Health Administration & Policy
George Mason University
tjones48@gmu.edu